

Domain Complexity Estimation for Distributed AI Systems in Open-World Perception Domain

Shafkat Islam^{a,*}, K.M.A. Solaiman^{a,*}, Ruy De Oliveira^a and Bharat Bhargava^a

^aPurdue University, West Lafayette, IN 47907, United States

ARTICLE INFO

Keywords:

Perception domain
Open-world AI
Domain complexity
Federated learning complexity

ABSTRACT

Although Artificial Intelligent (AI) systems have been widely deployed in many applications successfully, they still face difficulties in quantitatively understanding or specifying how various datasets or environments compare to each other i.e., if one environment is *faster* at learning than others or if one dataset is more *complex* or *harder* to learn than others. Open-world AI systems in perception domain need to characterize the target domain for building models for predictive tasks, while reacting to the rare and unexpected phenomena, simply termed as novelty. Understanding of the inherent characteristics of the domain is essential to model the domain effectively, and in turn is needed for novelty characterization. This work proposes a framework for measuring an application independent complexity metric for the AI systems corresponding to perception domain. The target environment space is characterized by distributed datasets where the overall complexity cannot be computed by existing approaches dealing with singular local datasets. We complement existing works in domain complexity estimation, by using inherent dataset properties such as dimensionality, heterogeneity and sparsity metrics as variables in the complexity measure for distributed environment. The proposed approach uses federated learning as the reference paradigm to handle distributed dataset operations and model the training phase in a hierarchical manner. We define the relationships of the intrinsic properties and the environment features in distributed setting with the proposed metric. We conduct experiments on three variants of the MNIST dataset with increasing complexity and measure the domain complexities independent of any classifiers. Empirical evaluations show the efficacy of the proposed metric with high correlation factor to reference federated learning model.

1. Introduction

While a wide amount of research and progress have been made on Artificial Intelligence (AI) agents, there are still a lot to be done to make such intelligent agents capable of effectively dealing with the novelties in the Open world [43, 4]. The inherent relationship between the agent and the environment it perceives plays a key role in designing an adaptable agent. This issue has recently been addressed in [13] to some extent, prompting for a full complexity investigation of perception domain. AI agents in simulated environments encounter much less possible states and accomplish reasoning on smaller sets of possible state-action sets than they would face in real environment. As stated in [13], it is important to understand the complexity level of a domain as it helps characterizing and defining novelty in that domain, and this is a key prerequisite for a robust transition from restricted domain to open-world. By not understanding the impact of domain complexity on algorithm choice, we risk to build suboptimal decision-making systems which ultimately could have fatal consequences in critical applications such as self-driving cars [10].

Our objective in this work is to compare the unconditioned distribution of data between any two datasets and in turn, use that to compare different training settings for distributed learning. Our interest is in the analysis of a comparative complexity of different distributed setting based on the data complexity and the training environment variables. We want to analyze whether this aspect of complexity impacts the learning ability of a distributed system. Towards this, we have utilized concepts from information theory, statistics, collaborative learning, and open world AI - to capture the essence of domain complexity without the classifier information.

In this work, our focus is on the datasets widely used in training various image processing systems, where finding the appropriate class label of images in a fairly sparse dataset is of high interest. This can easily be extended to autonomous driving datasets, where semantic segmentation of images is of more importance. Towards the former

*Corresponding author

✉ islam59@purdue.edu (S. Islam); ksolaima@purdue.edu (K.M.A. Solaiman); rdeolive@purdue.edu (R.D. Oliveira); bbsmail@purdue.edu (B. Bhargava)

¹S. Islam and K.M.A. Solaiman contributed equally and are considered to be co-first authors.

problem, number of variants have been released with increasing complexity. A good classification performance on image datasets informs the feasibility of building perception algorithms, distinguishing novel elements in perceived environments, and characterizing different groups of features in the environment. Therefore, analyzing the inherent complexity in these type of datasets we can realize how *hard* it is to learn from a dataset compared to others and hence provides insights into building generalizable agents for the problem of perception in open-world.

While there have been some efforts to evaluate the complexity of various datasets from the agent perspective [26, 35, 39], we need ways to assess the intrinsic features of individual datasets toward a full complexity realization, since this will render AI systems much more efficient. Intrinsic complexity metrics refer to complexities that arise from the data distribution, environment, or properties from the data. Approaches proposed in recent years [20, 19, 39, 7, 1] focused on local datasets, used by single agents. In order to complement these research efforts, environments relying on distributed datasets need to be addressed, as their complexity computation is not straight forward. In fact, we show that in such a distributed environment, it is needed to account for the entities in the environment.

We have decided to use federated learning (FL) [29] for computing the complexity of distributed dataset. The main reason for using federated learning lies in its rising popularity as a robust architecture for training AI systems in a secure, distributed and efficient manner. In other words, we are addressing what is really emerging in the open world today, in terms of dataset structure for training modern AI systems. Our final objective is to build, test and demonstrate complexity metrics for the data distribution in large volume, high dimensional image datasets in both singular and distributed environment settings.

In practise, different entities of federated learning [31] environment engage in training phase depending on its availability. The federated server can choose at each communication round which entity to incorporate in training while leaving others. Hence, depending on the federated entity or client's availability and the server's choice the training path of an identical federated task can be different. However, different learning paths of federated training may not be equally difficult or achieve similar generalization. Therefore, it is important for the federated server to realize the complexity of a learning path before training. To address the issue we propose a domain complexity metric for measuring the difficulty of each federated learning paths, thus, the complexity of the overall federated learning task.

Our proposed approach to measure the domain complexity is dataset-independent. First, we proposed different metrics for the complexity measurements separated into three inherent aspects of the domain: dimensionality, sparsity, and heterogeneity. Then, we proposed an effective complexity metric in distributed settings using the intrinsic complexity of a dataset and the properties of the distributed environment. We formulate the distributed complexity function as an augmentation of L2 norm of intrinsic properties in the domain space and inverse of the entity number in the distributed environment. The FL learning in place relies on a shallow CNN [40] to perform its training, which renders the approach mostly agent-independent. During the computation of the proposed complexity metric, intrinsic properties of the dataset are used from the first step as a part of the augmented complexity in distributed paradigm. Specifically, we are interested in establishing a procedure for perception domain evaluations, both in singular and distributed settings, since this is an important open issue to be addressed as far as AI systems development is concerned.

Following are the main contributions of our work:

- We propose an application-independent framework for the intrinsic domain complexity measurements of the perception domain, where we considered upper and lower bounds for dimensionality and linear vs non-linear methods for sparsity and heterogeneity.
- We propose a complexity measurement metric for distributed federated environment in perception domain while combining the intrinsic components and distributed environment features of federated learning.
- We conducted extensive experiments on MNIST, Fashion-MNIST, and EMNIST-digits in distinct distributed settings and performed ablation study to measure the impact of each components of our proposed metric on the distributed domain complexity.

2. Related Works

Domain complexity has been exhaustively evaluated in various contexts, and in the AI field, it typically involves an environment from which we need to get information about how organized the data are in such a structure. The level of effort to get effective information impacts agents' adaptability to novelties in the environment. In

this sense, there have been a myriad of work for defining, detecting, measuring novelty in AI-based systems [25, 41, 21, 36, 6, 39, 7, 48, 1, 45, 32]. Most of these approaches deals with novelty as something abnormal that has to be managed by the intelligent system dealing with it. A lot of work on novelty have been devoted to game applications, where the environment space is limited, but even so such a strategy is interesting as it permits playing with a diverse range of potentially adaptable solutions in a controlled environment [25, 50, 15, 34, 24, 17, 48]. There are also other directions focused on information theory, algorithmic information theory, uncertainty to measure dataset complexity [5, 16, 14, 52, 55, 27, 15, 49, 8, 23]. These works typically aim at detecting anomaly in the evaluated scenario which is not the definition of novelty in this work.

A formalization for defining novelty, as an attempt to unify novelty concept, was proposed in [6] by a framework that provides functions to be used in evaluating if a given input is novel. Using the proposed framework, they formally define multiple types of novelty an agent can encounter. The formalism relies on dissimilarity and regret measures and consider novelty in the world, observed space and agent space. That work was expanded in [7] which introduced enhanced dissimilarity measures by using extreme value theory, allowing for multiple sub-types of novelty, and this was performed in the agent space. [1, 44] introduced an information theoretic approach by using representation edit distance (RED) as a measure of the editing needed to an effective representation of skill programs in agent's model. This aimed at estimating the difficulty of learning and adapting to novelties. The approach relies on the algorithmic information theory (AIT) [20] and the minimal description length (MDL) [19] principle. Agents are built with a mental model consisting of a representation portion and a prediction portion, by which novelty is determined as mismatch between an agent's mental model expectations and its observations. These frameworks focused heavily on defining novelty and its different characteristics, mostly on planning domains such as, CartPole, Monopoly, self-driving cars. Our work is significantly different but complementary to these works, as we proposed a quantifiable approach to understand the perception domain characteristics that is used by a learning models or agents in AI-based domains, and is a component in defining the novelty characteristics.

In [35] authors have proposed a theory to measure the complexity between distinct domains in AI. The theory is evaluated using approximations by a variety of neural network based AI systems. The approximations are compared to well known standards (entropy, cluster distribution, increased number of dataset classes, etc) and the outcome shows it meets intuitions of complexity. Dataset complexity was estimated in [26], in which generative adversarial networks (GANs) are used to evaluate (un)interpretability of natural image distributions. Their approach essentially evaluates methods to infer probability density estimates from GANs. The GAN-based algorithms are trained and tested, on both MNIST and CIFAR datasets, to compute the probability densities. These results may be useful to detect outliers domain shift, and novelties, but it has a high computational requirement. Classification difficulty was estimated in [39], where thirteen distinct datasets were considered and three different strategies were employed, including Silhouette score, K-means, and a small neural network based approach, *ProbeNets*. *ProbeNets* performs best and it was up to 27 times faster than training a state-of-the-art deep neural networks. Although these methods attempted to estimate complexity in perception domains, they still relied on classification labels and generalized datasets on classifiers in a singular environment. Our target is distinct in the sense that we do not want to estimate classification difficulty, but estimate the intrinsic properties of the data and the training environment in distributed setting.

In federated learning [31, 38] multiple entities possess a certain portion of training data and the central server leads the training process by utilizing a model combining method, i.e., FedAvg [31], FedAdaGrad [38], FedYogi [38], etc. However, the existing training mechanisms do not take intrinsic property, i.e., data quality, and data distribution attributes into consideration while training the federated model. Hence the central server does not have any notion of domain complexity while choosing entities during training which hinders the server from determining optimal training algorithm or policy. Since depending on the domain complexity the training mechanism either requires to invest considerable number of iterations (in iterative learning methods) to learn or utilize complex models or converge at lower task accuracy. Our proposal addresses the complexity of distributed learning irrespective of the dataset or environment type in perception domain. Classical concepts related to data complexity such as heterogeneity, sparsity and dimensionality combined with distributed environment variables are used to compute a single value corresponding to the difficulty level of distributed environment.

3. Background and Preliminaries

3.1. Perception domain

Perceiving the complexity of the domains where an AI agent may navigate through is key for the development of AI systems really adaptable to novelties in the open world. There are a large number domain features to be considered toward robust solutions, highlighting the need of an in depth investigation into this area. The investigation in [13] has addressed this to some extent. Domain complexity comprises of both agent-dependent and agent-independent factors. Agent-dependent domain complexity components may change for different agents. On the other hand, agent-independent complexity focus on the inherent features of the environment itself, and does not change with different agents. The agent-independent complexity is named *intrinsic domain complexity* and the dependent components are called *extrinsic domain complexity*. A full domain complexity measure should consider both intrinsic and extrinsic components, as neither one of them can independently calculate the difficulty for adapting to novelties in open world.

Intrinsic domain complexity can be further divided into *environment space* and *task solution space*. The former encompasses all elements of the task environment, while the latter is concerned with only the elements relevant to accomplishing a given task inside that environment. Both complexities are further explained, as follows.

Environment space: The environment features may include objects, states, data scheme, parameter, variables, scale size, observations, or agents internal to the system. It is intuitive that the environment complexity increases with the number of the elements in each category and the distinct attributes and representations for each element, as defined in the open-world novelty hierarchy levels in [13]. In perception domain, the environment space accounts for all features, relationships and eventual phenomena resulting from either single entities or multiple entities.

Task solution space: The task solution space is related to both the number and diversity of possible paths to complete a task. The task solution space grows in complexity as the set of allowed state transitions increases and as the possible paths for success get more complex. In perception domains, the task solution space also would include the set of data-classification classes [13]. The main causes of complexity in the task solution space are the number of possible paths, the set of possible agent interactions, and the restrictions on successful paths to reach a goal.

3.2. Federated learning

In federated learning, multiple distinct entities trains a model based on each ones local dataset. In each communication rounds a central server combines the model parameters and returns the global parameters to each entities for next phase of training. Federated learning objective function[31] as following,

$$\min_{\mathbf{w} \in \mathbb{R}^d} f(\mathbf{w}) = \frac{1}{N} \sum_{i=1}^N F_i(\mathbf{w}) \quad (1)$$

where N is the number of local entities and $F_i(w)$ is the local model parameter whereas $f(w)$ is the global parameter. The parameter in $F_i(w)$ are trained on local dataset possessed by each entity in the learning phase.

4. Methodology

[13] defined three groups of measures in their proposed framework for computing the domain complexity, focused heavily on planning domains. Here we propose intrinsic complexity metrics to compute dimensionality, sparsity, and heterogeneity in the perception domain. Finally, we define a complexity metric for distributed perception domain combining the proposed intrinsic metrics and the distributed property of the learning environment.

4.1. Intrinsic perception domain complexity

4.1.1. Dimensionality

i) Environment complexity. For the general perception domain, the environment consists of the features in the dataset and the class or output labels (N_C). For a supervised setting, both are present, whereas, for an unsupervised setting, only the feature space is available. From an intuitive and classifier-independent point of view, we can estimate an upper bound for the feature space by considering two factors - (1) Number of samples or size of the dataset (N_s),

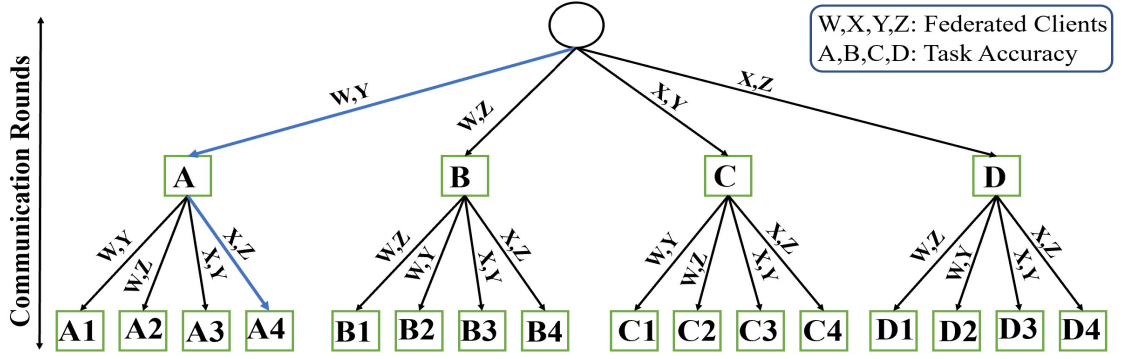


Figure 1: Federated Learning Tree

(2) Number of features or the dimension of the dataset (N_d). Any classifier, regardless of its architecture, would have to traverse this space in the worst case. So the environment complexity for any perception domain dataset would be,

$$EC_{upper} = N_s * N_d + N_C$$

We can further reduce the upper bound by considering the features that have zero variance over the data set. These features have little to no impact on the classifier's complexity or prediction rate. By variance, we try to see how a particular feature varies over its population. Features with the same value in all samples are said to have zero variance. So we can further reduce N_d after dropping zero variance variables all over the dataset. After reducing the feature space to N_d^r , the upper bound estimation for the environment complexity is:

$$EC_{upper} = N_s * N_d^r + N_C \quad (2)$$

ii) Intrinsic dimensionality. Intrinsic Dimensionality (ID) represents the minimal representation of the underlying manifold possible for a dataset [37] without losing any information. The manifold hypothesis refers to the fact that many high-dimensional data sets in the real world lie along low-dimensional latent manifolds inside that high-dimensional space [18]. So ID is the smallest dimension required for a deep learning model to exactly represent a dataset. Manifold representation is also sensitive to the non-linear structure of data and learns the high-dimensional structure of the data from the data itself without using predetermined classifications. This makes ID an ideal candidate to estimate a lower bound for the intrinsic metric for dimensionality. For example, in [28], they estimated the ID for the hand image data (real video sequence of a hand rotating along a 1-d curve) to be 3, referring to the different poses that are required to represent a hand image.

We used the maximum likelihood estimator of intrinsic dimensionality defined in [28]. Consider a dataset with n images and let X_i represent the individual sample (image) in the dataset. Let $X_1, \dots, X_n \in \mathbb{R}^p$ be i.i.d. observations with an embedding of a lower dimensional sample. Let each sample X_i be mapped to a point x_i in the manifold. Specifically, $X_i = g(Y_i)$, where Y_i are sampled from an unknown smooth density f on \mathbb{R}^p , with some $m \leq p$, and $g(\cdot)$ is a continuous and sufficiently smooth mapping function. Then m is the intrinsic dimensionality of the data set. Using the derivation from [28] and following the notations, the maximum likelihood estimation for m , given k nearest neighbors, is

$$m_k(x) = \left[\frac{1}{k-1} \sum_{j=1}^{k-1} \log \frac{T_k(x)}{T_j(x)} \right]^{-1} \quad (3)$$

where $T(x)$ is the average distance from each point to its k -th nearest neighbor. This estimator is shown to balance bias and variance better than all other existing solutions [28].

4.1.2. Sparsity

In image domain, for calculating the intrinsic sparsity of the single image, a common method [54] includes: (i) create a low resolution (I^{LR}) image of a given high resolution (I^{HR}) version by downsampling it, (ii) calculate the

absolute difference of the super-resolved version of I^{LR} (I^{SR}) and I^{HR} , $|I^{HR} - I^{SR}|$ (iii) sparsity is the percentage of pixels in the $|I^{HR} - I^{SR}|$ with comparable performance.

In general, **sparsity**, or parsimony, is defined as the remaining components after a representation of some phenomenon with as few variables as possible [30]. For the perception domain, it translates into defining an environment with as few components as possible while retaining as much information as possible.

Using Principal Component Analysis (PCA) [22], it is possible to identify patterns in data on the basis of the correlation between features, which allows for reducing the dataset dimension. PCA achieves this by linearly transforming the data into a new coordinate system where (most of) the variation in the data can be described with fewer dimensions than the initial data. Isomap (Isometric Feature Mapping), unlike Principle Component Analysis, is a non-linear feature reduction method [47]. It is better than linear methods when dealing with almost all types of real image and motion tracking. Neither PCA nor Isomap relies on class labels and deals with intrinsic properties of data set, hence is a good indicator of intrinsic complexity.

4.1.3. Heterogeneity

In information theory ², the entropy of a random variable is the average level of "information", "surprise", or "uncertainty" inherent to the variable's possible outcomes.

Heterogeneity is defined as the diversity in the data set that contributes the most to the outcome. The **heterogeneity** of space can be measured by the Shannon entropy [42]. It gives a measurement of how diverse the data set is. Higher entropy translates into a more heterogeneous data set. The standard Shannon entropy of a grayscale image is defined as:

$$H = - \sum_{i=0}^{n-1} p_i \log p_i \quad (4)$$

where n is the number of gray levels and p_i is the probability of a pixel having a given gray level i .

4.2. Federated learning complexity

While the intrinsic complexity measure the difficulty level of a single, local domain, it does not account for additional complexities found in the open world, such as the one imposed by distributed environments. Because of that, we designed a framework based on the federated learning (FL) approach, which has been extensively used for training machine learning in a distributed way.

We consider FL training environment as a tree based solution, where we have distinct complexity for each non-identical paths in the tree. Figure 1 illustrates the FL tree, in which the height of the tree is the communication rounds (CR) between the federated master and the participating entities in the environment, and in this case CR is equal to two. In Figure 1 we can observe that there exists four entities in the environment which we denote as W, X, Y, Z , and the task accuracy is given by A, B, C, D and $A1, A2, \dots, D4$. Data distribution of the entities is independent of the learning environment.

We assume that in our setting, at each communication round only two entities participate in the training. In practise, all entities are not available at each communication round for training. Here, by following each single path we achieve a distinct accuracy. For instance, in the first CR if W and Y participate in the learning, the accuracy achieved for the classification task is A . Likewise, if in the second round X and Z are engaged in the learning, the classification accuracy achieved is $A4$. This is true for each of the paths.

We define the complexity of a federated learning tree (G) as a composition of two distinct functions such as,

$$F(d, X) = f(X) + f(d) \quad (5)$$

where $f(X)$ perceives the intrinsic property of data and $f(d)$ penetrates the complexity of federated learning environment by the nature imposed by open-world settings. In this paper, federated environment complexity $f(d)$ is distinct from environment complexity in section 4.1.1. Environment complexity is defined for singular dataset whereas $f(d)$ is defined for distributed federated environment. We define the intrinsic property estimation function as follows,

$$f(X) = \beta \|X\|_2 = \beta \sqrt{x_1^2 + x_2^2 + \dots + x_n^2} \quad (6)$$

²[https://en.wikipedia.org/wiki/Entropy_\(information_theory\)](https://en.wikipedia.org/wiki/Entropy_(information_theory))

where β is a normalizing hyper-parameter and n is the total number of actively participating entities in the federated learning environment. In open-world federated learning, data can be distributed to multiple distinct entities, but only certain available entities may become interested in taking active participation in the federated training. Here, x_i is the intrinsic property of the locally available data for participant i . We define the federated environment complexity as follows,

$$f(d) = \left(\frac{1}{m_1} + \frac{1}{m_2} + \dots + \frac{1}{m_d} \right) \quad (7)$$

where d is the total number of distinct entities in the federated environment. In federated classification tasks, we consider each class of non-repeating entity as a distinct entity. For instance, in a federated binary classification task, if there exists two federated learning entities and each of the entities contain data samples from both of the classes, we consider $d = 1$. However, if each of the entities contains samples only from one class, then $d = 2$. Here, m_j is the frequency of the distinct entity j in the federated environment. The value of $f(d)$ can range from 0 to d , i.e., $0 < f(d) \leq d$. Hence, the complexity of a single path of the federated learning tree can be defined as,

$$F(d, X) = \beta(\sqrt{x_1^2 + x_2^2 + \dots + x_n^2}) + \left(\frac{1}{m_1} + \frac{1}{m_2} + \dots + \frac{1}{m_d} \right) \quad (8)$$

In federated learning, the federated master selects from multiple different paths in the learning tree based on the availability of the entities. Therefore, we define the learning tree complexity of the federated environment as the complexity of the perceived path (π). For instance, in figure 1 we can compute the complexity of the blue path using equation 8. This complexity can be the federated learning complexity, as long as the federated training follows this path. Here, π is a path in G , i.e., $\pi \in P(G)$. The federated master's goal is to estimate the complexity of each available paths and choose the one which can lessen the complexity in comparison to the complexity of the other paths while keeping the federated generalization accuracy as maximum as possible. Mathematically, with the assumption that all the federated generalization accuracy is equal, we can denote the objective of federated master as follows,

$$\min F_\pi(d, X); \quad \forall \pi \in P(G) \quad (9)$$

The federated learning complexity will enable the federated server to decide on efficient training path as well as will provide a notion of learning task difficulty beforehand. Thus, the federated server can fine tune the training process by selecting effective path and learning model.

5. Experimental Setup and Evaluations

In this section we evaluate the efficacy of multiple domain complexity metrics in perception domain, i.e., (i) Shannon entropy as a metric of heterogeneity measurement, (ii) PCA-based sparsity measurement, (iii) environment complexity and intrinsic dimensionality, (iv) shallow convolutional neural network (ProbeNet) based complexity ranking, and (v) implicit data distribution based federated learning complexity.

We conduct the experiments using Python 3.8.10 in a windows machine of Intel core $i7-8^{th}$ generation with 16 GB of memory. In the following we present and describe the experimental results with appropriate discretion.

Dataset	Heterogeneity	Sparsity ($r^2 = 80\%$)	Sparsity ($r^2 = 95\%$)	$EC_{upper}(v_\theta = 0)$	$EC_{upper}(v_\theta = 90)$	ID
Handwritten-MNIST	1.60	740	629	717	530	13.368
EMNIST-digits	2.86	751	685	697	557	14.095
Fashion-MNIST	4.11	760	594	784	745	14.547

Table 1: Heterogeneity, Sparsity, Environment Complexity, and Intrinsic Dimensionality Measurement

5.1. Datasets

As the focus of our work is to evaluate perception domain, we chose to work with the classical MNIST dataset, as it is simple to start with and has some variations that are appropriate for evaluations of different complexity levels. Here we use three variants of this dataset: MNIST handwritten digit [12], Fashion-MNIST [56] and EMNIST-digits [11]. Both MNIST-handwritten and Fashion-MNIST contains 70,000 gray-scale images, with 60,000 training samples and 10,000 testing dataset. EMNIST-digits contain 280,000 characters. For all of them, the dimension of each image is 28×28 pixels, and the value of each pixel can be within 0-255.

5.2. Heterogeneity, sparsity, EC and ID

To show the inherent complexity of the three variants of MNIST, we have conducted experiments to measure the heterogeneity (entropy), the sparsity (number of sparse components for explaining variance, r^2 of 80% or 95%), environment complexity (with a variance threshold v_θ of 0 and 90), and intrinsic dimensionality for each variant. We use the Scikit-dimension [3] package for ID estimation, Scikit-image [53] for Shannon entropy estimation, Scikit-learn [33] for sparsity and EC estimation, and keras [9] for implementing the federated ProbeNet models.

The results are illustrated in Table-1, where we can observe that by the obtained values of sparsity, heterogeneity, environment complexity, and intrinsic dimensionality, Handwritten-MNIST is the least complex dataset and Fashion-MNIST is the most complex one, which is explained by their variation, and EMNIST-digits is between both. Though in cases, i.e., sparsity at $r^2 = 95\%$, the complexity order changes. This implies that Fashion-MNIST requires a lot of sparse components for explaining variances in between 80% and 95%. When we consider only the zero values as variance threshold, we can see Fashion-MNIST does not include many zeros over the data set, whereas if we consider pixel value 90 as threshold, it still has the largest environment complexity. We can infer the geometric complexity of our datasets from ID and we can see from MNIST to Fashion-MNIST the variance increases due to the increasing size and computational complexity. The nuanced increase also indicates that the datasets are all derived from MNIST.

5.3. ProbeNet as a complexity benchmark

We used a shallow ProbeNet [40] to measure the effectiveness of our proposed domain complexity metric. To determine the relationship between Probenet and the benchmarks on MNIST variants, we have evaluated the accuracy of Probenet over the three variants of MNIST, as a measure of complexity. We used a shallow convolution neural network as ProbeNet, and extrapolated the relationship between ProbeNet and the benchmark accuracy [2, 46, 51]. The results are depicted in Figure 2a. There is a positive linear relationship between the two models. This is important since it allows us to use ProbeNet as a benchmark model to measure the accuracy of our proposed metric. Throughout the rest of the paper, we assume that the accuracy of ProbeNet ranks domain complexity in reverse order.

5.4. Federated Learning Complexity

In this section we assess the effectiveness of our proposed complexity metric, $F(d, X)$. We assume five distinct federated clients in the learning environment, where each client contains non-identical local data. Each client uses identical shallow ProbeNet model and the federated server relies on the FedAvg [31] algorithm for each global update. The accuracy results presented here reflects the accuracy of the federated ProbeNet on the test data. *Effort* represents the number of communication rounds in the federated learning context.

In these experiments we set the values of local iteration for each client to 1, and each client contains similar amount of data, allowing us to ignore possible data amount disparity. For each respective experiments, we run 100 communication rounds. In the following sections, we describe the impact of different components of our proposed complexity measurement, $F(d, X)$.

5.4.1. Federated learning complexity vs Federated environment complexity

To measure the impact of the federated environment complexity $f(d)$ on federated learning complexity $f(d, X)$, we experiment on five different values of d , ranging from 1 to 5. Figure 2b and 2c depict the relationship between maximum (or average) accuracy and $f(d)$ for Handwritten-MNIST (the easiest) and Fashion-MNIST (the hardest), respectively.

The maximum accuracy is computed here by taking the maximum test accuracy among all the communication rounds, and the average accuracy is the average test accuracy in the communication rounds. The results show us that as the value of $f(d)$ increases, the value of both accuracy decreases. This behavior is in line with the benchmark classifier.

We also evaluate the amount of effort needed by the federated learning complexity as a function of $f(d)$. The results are illustrated in Figure 3a, where we observe that as $f(d)$ increases, the complexity of the federated learning increases too, while the intrinsic features (i.e., heterogeneity, sparsity, EC and ID) remains identical. In this case effort is defined as the earliest communication round in which a certain amount of federated generalization (or test) accuracy is achieved. We set this threshold to 60%. Since federated learning can achieve at least 60% accuracy in different distributed settings for all the three variants of MNIST.

Domain Complexity Estimation

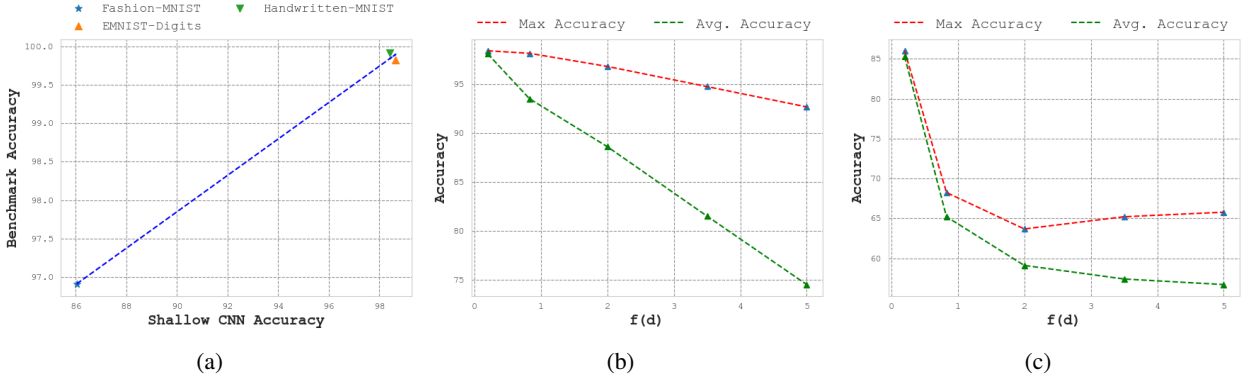


Figure 2: (a) Shallow CNN accuracy vs. benchmark accuracy for Fashion-MNIST, Handwritten-MNIST and EMNIST-Digits, (b) Federated environment complexity $f(d)$ vs. shallow federated learning accuracy for Handwritten-MNIST when $f(X)$ is fixed, (c) Federated environment complexity $f(d)$ vs. shallow federated learning accuracy for Fashion-MNIST when $f(X)$ is fixed.

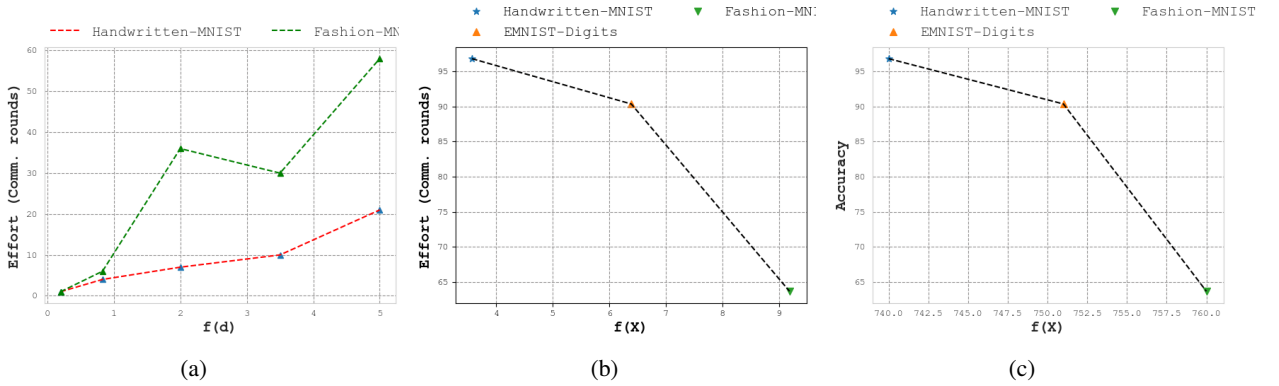


Figure 3: (a) Federated environment complexity $f(d)$ vs. effort (communication rounds) for MNIST and Fashion-MNIST, (b) Federated accuracy vs. Federated intrinsic function $f(X)$, reflecting heterogeneity (entropy), for Fashion-MNIST, Handwritten-MNIST and EMNIST-Digits, with $f(d)$ fixed at 2, (c) Federated accuracy vs. Federated intrinsic function $f(X)$, reflecting sparsity (number of sparse components for explaining 80% of variance), for Fashion-MNIST, Handwritten-MNIST and EMNIST-Digits with $f(d)$ fixed at 2.

5.4.2. Federated learning complexity vs Intrinsic complexity

Since the measured values for the intrinsic complexities in Section 4.1 directly impact the computation of $f(X)$, we have evaluated the accuracy of the federated learning against $f(X)$, for all the variants of MNIST. While calculating $f(X)$ we set the value of β at 1 for entropy and for sparsity we set $\beta = \frac{1}{\sqrt{n}}$.

The results in figures. 3b and 3c show the generalization accuracy of the federated learning against $f(X)$. We can conclude that $f(X)$ has a inverse correlation with accuracy, which translates into positive correlation with complexity. Inversely, from figures 4a and 4b, we can observe that with the increase of $f(X)$, the effort for threshold accuracy of 60% also increases. Overall, the complexity ranking of Fashion-MNIST, EMNIST-digits, and Handwritten-MNIST goes from high to low.

5.4.3. Federated complexity metric vs. Federated test accuracy

In order to evaluate the effectiveness of our proposed complexity metric, we compared the federated accuracy with the proposed metric $F(d, X)$. The results, considering maximum and average accuracy, are depicted in Figures. 4c and 5. We can observe that the average federated accuracy is higher correlation (R^2) with the federated complexity $F(d, X)$ than the maximum accuracy.

Domain Complexity Estimation

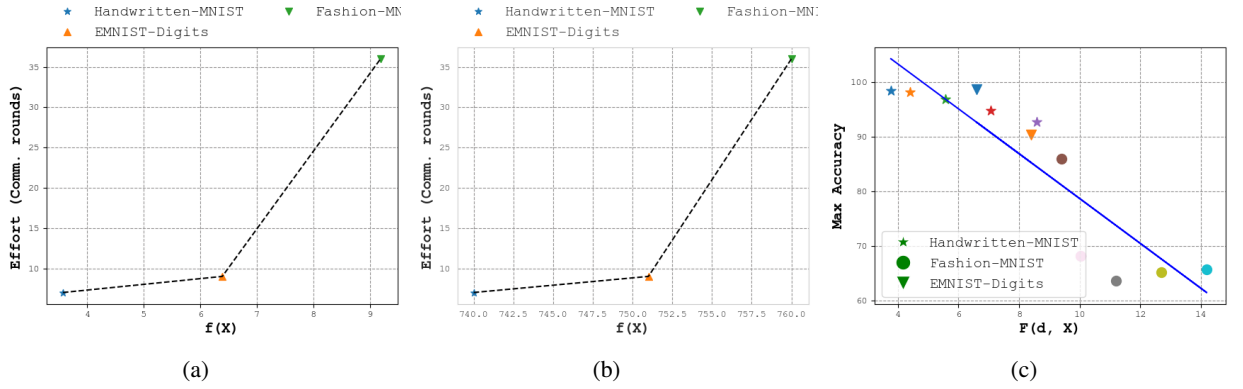


Figure 4: (a) Federated intrinsic function $f(X)$ (reflecting heterogeneity) vs. effort (communication rounds), (b) Effort (communication rounds) vs. Federated intrinsic function $f(X)$, reflecting sparsity, for Fashion-MNIST, Handwritten-MNIST and EMNIST-Digits with $f(d)$ fixed at 2, (c) Federated complexity $F(d, X)$ vs. shallow Federated learning accuracy, considering maximum accuracy ($R^2 = 0.81$).

In these evaluations, R^2 value for maximum accuracy and $F(d, X)$ is 0.81, with standard error of approximately 7%, whereas R^2 value for average accuracy and $F(d, X)$ is 0.85 with standard error of approximately 6%. So, we can conclude that the federated complexity is indeed correlated with both the average and maximum accuracy, which implies that increase in $F(d, X)$ will decrease the accuracy of the federated learning. Thus, $F(d, X)$ can be considered as a standard metric for evaluating federated learning complexity.

5.4.4. Discussions on federated learning complexity

The evaluations confirm that the federated complexity function $F(d, X)$ encapsulates both the intrinsic properties of the data and the features of the federated environment, which makes it an ideal candidate to measure the rational complexity of the perception domain in the distributed environment.

For instance, in figures 2b and 2c, the intrinsic properties of the domain is fixed, but the accuracy is changing with the change in federated environment complexity. On the other-hand, in figures 3b and 3c the accuracy changes with the intrinsic property change. In both cases, the federated environment variable is fixed. Though in the figures we only consider heterogeneity and sparsity as intrinsic properties, the accuracy trend also holds true for other intrinsic properties, i.e., environment complexity, EC, and intrinsic dimensionality, ID. We can observe that considering only one part of the $F(d, X)$ does not reflect the complete complexity of the perception domain in distributed environment. Based on this, it is reasonable to conclude that our proposed approach for measuring perception domain complexity in federated distributed environment is effective.

6. Conclusion and Future Works

We have proposed a methodology to compute domain complexity of distributed datasets aiming at improving performance of AI systems in the open world. The proposed approach combines well-known complexity metrics such as heterogeneity, sparsity, environment complexity and intrinsic dimensionality with the Federated Learning framework as a robust distributed training technique. This is aimed towards a single metric to measure the complexity of distributed environments focused on perception domain. The performance evaluations were conducted on the classical MNIST dataset and its variants, and the outcome showed that our proposed metric achieves same complexity rankings perceived by the literature. The experiments show a correlation of 0.85 to *federated learning generalization accuracy* with the proposed domain complexity metric. We believe that our work can be very beneficial for future AI systems in dealing with novelties in the open world, in terms of quantifying the domain complexity for different environments. This is going to be very useful to determine agent performance bounds in any given environment, preventing wastage of computation effort for the agents. We are publishing our work with hopes of a widespread conversation within the open world AI community.

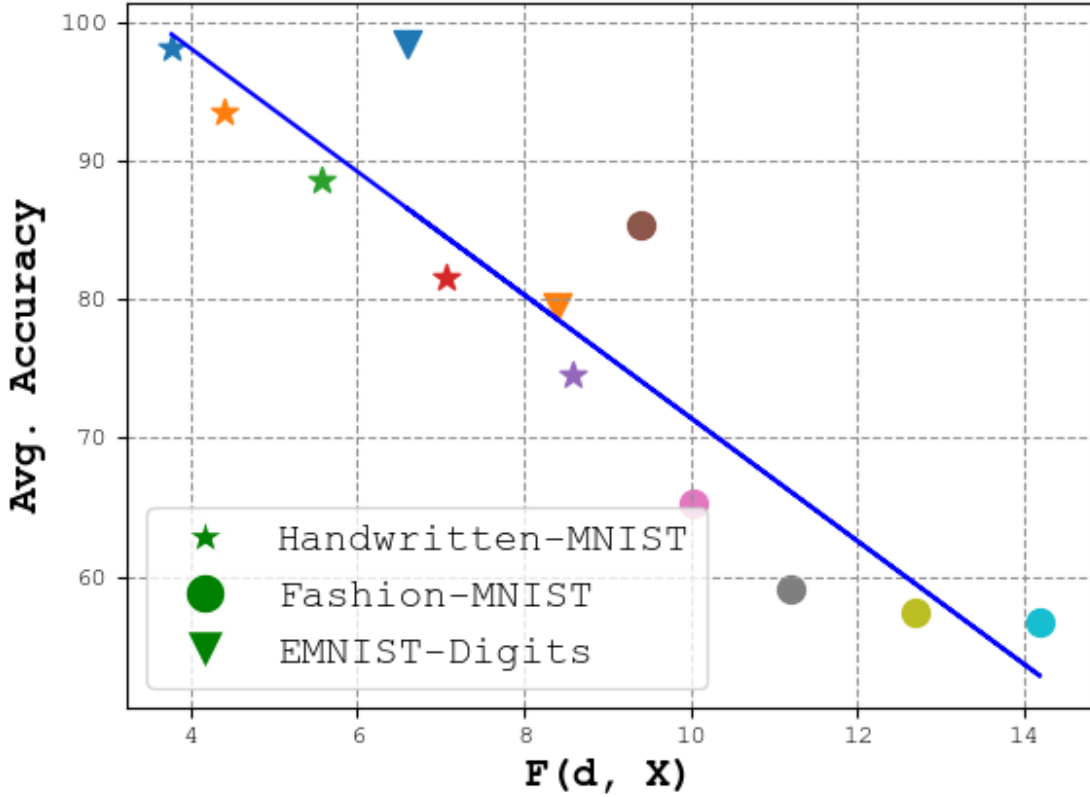


Figure 5: Federated complexity $F(d, X)$ vs. shallow Federated learning accuracy, considering average accuracy ($R^2 = 0.85$).

As future work, we will evaluate different strategies for the federated learning in our metric such as, variable distributed data size, distinct environments, autonomous driving datasets, etc. These additional steps will certainly render the proposed approach more general and robust.

Acknowledgments

This research is supported, in part, by the Defense Advanced Research Projects Agency (DARPA) and the Air Force Research Laboratory (AFRL) under the contract number W911NF2020003. The views and conclusions contained herein are those of the authors and should not be interpreted as necessarily representing the official policies or endorsements, either expressed or implied, of DARPA, AFRL, or the U.S. Government.

CRedit authorship contribution statement

Shafkat Islam: Conceptualization of this study, Methodology, Experiment, Draft Preparation. **K.M.A. Solaiman:** Literature Review, Conceptualization of this study, Methodology, Experiment, Draft Preparation. **Ruy De Oliveira:** Conceptualization of this study, Draft preparation. **Bharat Bhargava:** Supervision and Manuscript Preparation.

References

- [1] Alspector, J., 2021. Representation edit distance as a measure of novelty. CoRR abs/2111.02770. URL: <https://arxiv.org/abs/2111.02770>, arXiv:2111.02770.

- [2] An, S., Lee, M., Park, S., Yang, H., So, J., 2020. An ensemble of simple convolutional neural network models for mnist digit recognition. arXiv preprint arXiv:2008.10400 .
- [3] Bac, J., Mirkes, E.M., Gorbán, A.N., Tyukin, I., Zinovyev, A., 2021. Scikit-dimension: a python package for intrinsic dimension estimation. Entropy 23, 1368.
- [4] Balogh, Š., 2021. Knowledge and datasets as a resource for improving artificial intelligence, in: Lecture Notes in Networks and Systems. Springer International Publishing, Cham. Lecture notes in networks and systems, pp. 828–837.
- [5] Batty, M., Morphet, R., Masucci, P., Stanilov, K., 2014. Entropy, complexity, and spatial information. Journal of Geographical Systems 16, 363–385. URL: <https://doi.org/10.1007/s10109-014-0202-2>, doi:10.1007/s10109-014-0202-2.
- [6] Boulton, T.E., Grabowicz, P.A., Priatelj, D.S., Stern, R., Holder, L.B., Alspector, J., Jafarzadeh, M., Ahmad, T., Dhamija, A.R., Li, C., Cruz, S., Shrivastava, A., Vondrick, C., Scheirer, W.J., 2021. Towards a unifying framework for formal theories of novelty, in: AAAI.
- [7] Boulton, T.E., Windesheim, N.M., Zhou, S., Pereyda, C., Holder, L.B., 2022. Weibull-open-world (wow) multi-type novelty detection in cartpole3d. Algorithms 15. URL: <https://www.mdpi.com/1999-4893/15/10/381>, doi:10.3390/a15100381.
- [8] Cardoso, R.P., Hart, E., Kurka, D.B., Pitt, J.V., 2021. Using novelty search to explicitly create diversity in ensembles of classifiers, in: Proceedings of the Genetic and Evolutionary Computation Conference, ACM, New York, NY, USA.
- [9] Chollet, F., et al., 2015. Keras. URL: <https://github.com/fchollet/keras>.
- [10] Claussmann, L., Revilloud, M., Glaser, S., Gruyer, D., 2017. A study on ai-based approaches for high-level decision making in highway autonomous driving, in: 2017 IEEE International Conference on Systems, Man, and Cybernetics (SMC), pp. 3671–3676. doi:10.1109/SMC.2017.8123203.
- [11] Cohen, G., Afshar, S., Tapson, J., van Schaik, A., 2017. Emnist: an extension of mnist to handwritten letters. URL: <https://arxiv.org/abs/1702.05373>, doi:10.48550/ARXIV.1702.05373.
- [12] Deng, L., 2012. The mnist database of handwritten digit images for machine learning research. IEEE Signal Processing Magazine 29, 141–142.
- [13] Doctor, K., Task, C., Kildebeck, E., Kejriwal, M., Holder, L., Leong, R., 2022. Toward defining a domain complexity measure across domains, in: In Proc. AAAI Conference on Artificial Intelligence and Interactive Digital Entertainment.
- [14] Dohnal, G., Bukovský, I., 2020. Novelty detection based on learning entropy. Appl. Stoch. Models Bus. Ind. 36, 178–183.
- [15] Domingues, R., Michiardi, P., Barlet, J., Filippone, M., 2020. A comparative evaluation of novelty detection algorithms for discrete sequences. Artif. Intell. Rev. 53, 3787–3812.
- [16] Estevez-Rams, E., Mesa-Rodríguez, A., Estevez-Moya, D., 2019. Complexity-entropy analysis at different levels of organisation in written language. PLOS ONE 14, e0214863. URL: <https://doi.org/10.1371/journal.pone.0214863>, doi:10.1371/journal.pone.0214863.
- [17] Feeney, P., Schneider, S., Lymperopoulos, P., Liu, L., Scheutz, M., Hughes, M.C., 2022. NovelCraft: A dataset for novelty detection and discovery in open worlds .
- [18] Fefferman, C., Mitter, S., Narayanan, H., 2016. Testing the manifold hypothesis. Journal of the American Mathematical Society 29, 983–1049.
- [19] Grunwald, P.D., 2019. The minimum description length principle. Adaptive Computation and Machine Learning Series, MIT Press, London, England.
- [20] Grünwald, P.D., Vitányi, P.M.B., 2008. Algorithmic information theory. CoRR abs/0809.2754. URL: <http://arxiv.org/abs/0809.2754>, arXiv:0809.2754.
- [21] Jafarzadeh, M., Dhamija, A.R., Cruz, S., Li, C., Ahmad, T., Boulton, T.E., 2020. Open-world learning without labels. ArXiv abs/2011.12906.
- [22] Jolliffe, I.T., Cadima, J., 2016. Principal component analysis: a review and recent developments. Philosophical transactions of the royal society A: Mathematical, Physical and Engineering Sciences 374, 20150202.
- [23] Juszczak, P., Kozak, J., Dzikowski, G., Główna, S., Jach, T., Probiez, B., 2021. Real-world data difficulty estimation with the use of entropy. Entropy (Basel) 23, 1621.
- [24] Kejriwal, M., Thomas, S., 2021. A multi-agent simulator for generating novelty in monopoly. Simulation Modelling Practice and Theory 112, 102364.
- [25] Kim, S.W., Zhou, Y., Philon, J., Torralba, A., Fidler, S., 2020. Learning to simulate dynamic environments with gamegan, in: 2020 IEEE/CVF Conference on Computer Vision and Pattern Recognition (CVPR), pp. 1228–1237. doi:10.1109/CVPR42600.2020.00131.
- [26] Krusinga, R., Shah, S., Zwicker, M., Goldstein, T., Jacobs, D.W., 2019. Understanding the (un)interpretability of natural image distributions using generative models. ArXiv abs/1901.01499.
- [27] Langley, P., 2020. Open-world learning for radically autonomous agents. Proc. Conf. AAAI Artif. Intell. 34, 13539–13543.
- [28] Levina, E., Bickel, P., 2004. Maximum likelihood estimation of intrinsic dimension. Advances in neural information processing systems 17.
- [29] Li, T., Sahu, A.K., Talwalkar, A., Smith, V., 2020. Federated learning: Challenges, methods, and future directions. IEEE Signal Processing Magazine 37, 50–60. doi:10.1109/MSP.2020.2975749.
- [30] Mairal, J., Bach, F., Ponce, J., 2014. Sparse modeling for image and vision processing. URL: <https://arxiv.org/abs/1411.3230>, doi:10.48550/ARXIV.1411.3230.
- [31] McMahan, H.B., Moore, E., Ramage, D., Hampson, S., y Arcas, B.A., 2017. Communication-efficient learning of deep networks from decentralized data, in: Proceedings of the 20th International Conference on Artificial Intelligence and Statistics (AISTATS). URL: <http://arxiv.org/abs/1602.05629>.
- [32] Nesen, A., Solaiman, K., Bhargava, B., 2021. Dataset augmentation with generated novelties, in: 2021 Third International Conference on Transdisciplinary AI (TransAI), IEEE, pp. 41–44.
- [33] Pedregosa, F., Varoquaux, G., Gramfort, A., Michel, V., Thirion, B., Grisel, O., Blondel, M., Prettenhofer, P., Weiss, R., Dubourg, V., Vanderplas, J., Passos, A., Cournapeau, D., Brucher, M., Perrot, M., Duchesnay, E., 2011. Scikit-learn: Machine learning in Python. Journal of Machine Learning Research 12, 2825–2830.
- [34] Peng, X., Balloch, J.C., Riedl, M.O., 2021. Detecting and adapting to novelty in games. CoRR abs/2106.02204. URL: <https://arxiv.org/abs/2106.02204>, arXiv:2106.02204.

- [35] Pereyda, C., Holder, L.B., 2020. Measuring the complexity of domains used to evaluate ai systems. ArXiv abs/2010.01985.
- [36] Piotrowski, W.M., Mohan, S., 2020. Model-based novelty adaptation for open-world ai.
- [37] Rahane, A.A., Subramanian, A., 2020. Measures of complexity for large scale image datasets, in: 2020 International Conference on Artificial Intelligence in Information and Communication (ICAIIIC), IEEE. URL: <https://doi.org/10.1109/2Ficaaiic48513.2020.9065274>, doi:10.1109/icaaiic48513.2020.9065274.
- [38] Reddi, S., Charles, Z., Zaheer, M., Garrett, Z., Rush, K., Konečný, J., Kumar, S., McMahan, H.B., 2020. Adaptive federated optimization. arXiv preprint arXiv:2003.00295 .
- [39] Scheidegger, F., Istrate, R., Mariani, G., Benini, L., Bekas, C., Malossi, C., 2021a. Efficient image dataset classification difficulty estimation for predicting deep-learning accuracy. Vis. Comput. 37, 1593–1610.
- [40] Scheidegger, F., Istrate, R., Mariani, G., Benini, L., Bekas, C., Malossi, C., 2021b. Efficient image dataset classification difficulty estimation for predicting deep-learning accuracy. The Visual Computer 37.
- [41] Sekar, R., Rybkin, O., Daniilidis, K., Abbeel, P., Hafner, D., Pathak, D., 2020. Planning to explore via self-supervised world models .
- [42] Shannon, C.E., 2001. A mathematical theory of communication. ACM SIGMOBILE mobile computing and communications review 5, 3–55.
- [43] Shu, T., Bhandwadar, A., Gan, C., Smith, K., Liu, S., Gutfreund, D., Spelke, E., Tenenbaum, J., Ullman, T., 2021. Agent: A benchmark for core psychological reasoning, in: Meila, M., Zhang, T. (Eds.), Proceedings of the 38th International Conference on Machine Learning, PMLR. pp. 9614–9625.
- [44] Solaiman, K., Bhargava, B., 2022a. Measurement of novelty difficulty in monopoly, in: Proceedings of the AAAI Spring Symposium on Designing Artificial Intelligence for Open Worlds, Palo Alto, CA, USA. URL: https://usc-isi-i2.github.io/AAAI2022SS/papers/SSS-22_paper_65.pdf.
- [45] Solaiman, K., Bhargava, B., 2022b. Open-learning framework for multi-modal information retrieval with weakly supervised joint embedding, in: Proceedings of the AAAI Spring Symposium on Designing Artificial Intelligence for Open Worlds, Palo Alto, CA, USA. URL: https://usc-isi-i2.github.io/AAAI2022SS/papers/SSS-22_paper_29.pdf.
- [46] Tanveer, M.S., Khan, M.U.K., Kyung, C.M., 2021. Fine-tuning darts for image classification, in: 2020 25th International Conference on Pattern Recognition (ICPR), IEEE. pp. 4789–4796.
- [47] Tenenbaum, J.B., Silva, V.d., Langford, J.C., 2000. A global geometric framework for nonlinear dimensionality reduction. science 290, 2319–2323.
- [48] Thai, T., Shen, M., Varshney, N., Gopalakrishnan, S., Soni, U., Baral, C., Scheutz, M., Sinapov, J., 2022. An architecture for novelty handling in a multi-agent stochastic environment: Case study in open-world monopoly, in: the 2022 AAAI Spring Symposium 'Designing Artificial Intelligence for Open Worlds.
- [49] Tian, M., Guo, D., Cui, Y., Pan, X., Chen, S., 2021. Improving auto-encoder novelty detection using channel attention and entropy minimization, in: Proceedings of the 2nd ACM International Conference on Multimedia in Asia, ACM, New York, NY, USA.
- [50] Tomasev, N., Paquet, U., Hassabis, D., Kramnik, V., 2020. Assessing game balance with alphazero: Exploring alternative rule sets in chess. CoRR abs/2009.04374. URL: <https://arxiv.org/abs/2009.04374>, arXiv:2009.04374.
- [51] Viswanathan, K., Sethi, A., et al., . Wavemix-lite: A resource-efficient neural network for image analysis .
- [52] Vrba, J., Mareš, J., 2020. Introduction to extreme seeking entropy. Entropy (Basel) 22, 93.
- [53] van der Walt, S., Schönberger, J.L., Nunez-Iglesias, J., Boulogne, F., Warner, J.D., Yager, N., Goullart, E., Yu, T., the scikit-image contributors, 2014. scikit-image: Image processing in python. Peerj .
- [54] Wang, L., Dong, X., Wang, Y., Ying, X., Lin, Z., An, W., Guo, Y., 2021. Exploring sparsity in image super-resolution for efficient inference, in: Proceedings of the IEEE/CVF conference on computer vision and pattern recognition, pp. 4917–4926.
- [55] Wurst, J., Fernández, A.F., Botsch, M., Utschick, W., 2020. An entropy based outlier score and its application to novelty detection for road infrastructure images. CoRR abs/2005.13288. URL: <https://arxiv.org/abs/2005.13288>, arXiv:2005.13288.
- [56] Xiao, H., Rasul, K., Vollgraf, R., 2017. Fashion-mnist: a novel image dataset for benchmarking machine learning algorithms. URL: <http://arxiv.org/abs/1708.07747>. cite arxiv:1708.07747Comment: Dataset is freely available at <https://github.com/zalandoresearch/fashion-mnist> Benchmark is available at <http://fashion-mnist.s3-website.eu-central-1.amazonaws.com/>.